



PremierSort

A customer guide

1.0 PremierSort Overview

1.1 Introduction

PremierSort offers customers a competitive and flexible service by sorting machine-readable Letters, Light Large Letters, Heavy Large Letters and Packets.

1.2 Service Summary

1.2.1 PremierSort 2 day

Offers customers a competitive and flexible service by sorting machine-readable mail automatically. The PremierSort 2 day service is applicable to Letters and Light Large Letters and will be delivered the second working day (Mon-Sat) after the day of posting. TNT Post will collect your unsorted mail, saving time and money.

Day 0

- Unsorted mail collected from customers
- Mail delivered to TNT Post sortation centre
- Mail machine sorted

Day 1

- Bags of sorted mail delivered to Royal Mail
- Bags are signed for by the Royal Mail
- Royal Mail local sortation

Day 2

- Delivered by Royal Mail

1.2.2 PremierSort 3 day

The PremierSort 3 day service is applicable to customers mailing Letters, Light Large Letters, Heavy Large Letters and Packets. Mail will be delivered on the 3rd working day (Mon-Sat) after the day of collection nationally.

Day 0

- Unsorted mail collected from customers
- Mail delivered to TNT Post sortation centre

Day 1

- Mail machine sorted

Day 2

- Bags of sorted mail delivered to the Royal Mail
- Bags are signed for by the Royal Mail
- Royal Mail local sortation

Day 3

- Delivered by Royal Mail

Summary of PremierSort services

Service	Format Weight Bands								
	Letters	Light Large Letters	Heavy Large Letters	Packets	0-100g	101-250g	251-750g	751-1kg	>1kg
Letters 2 day	Y	N	N	N	Y	N	N	N	N
Letters 3 day	Y	N	N	N	Y	N	N	N	N
Light large letters 2 day	N	Y	N	N	Y	N	N	N	N
Light large letters 3 day	N	Y	N	N	Y	N	N	N	N
Heavy large letters 3 day	N	Y	Y	N	N	Y	Y	N	N
Packets 3 day	N	N	N	Y	Y	Y	Y	Y	N

2.0 Entry Qualifications

2.1. Minimum Volumes

The minimum volumes a customer must reach per collection, prior to using TNT Post's PremierSort service is as follows:

- Letters 10,000 items
- Light Large Letters 1000 items
- Heavy Large Letters 1000 items
- Packets 250 items

If you are currently a TNT Post Premier customer and wish to use the TNT Post PremierSort service, please contact your TNT Post Account Manager for more information regarding minimum volumes.

2.2. Addressing Standards

The Customer must ensure that the Addressing Standards set out in section 2.2.1 are met.

TNT Post reserves the right to sample Mailings and Postings received from the Customer to ensure compliance with the addressing standards. The sample quantity will be 10% (or min. 1000, whichever is the greater) items of the forecasted daily collection. Failure to meet required standards will result in TNT Post taking action in accordance with the Procedures for Handling Non-compliant Postings/Postings (see section 8 of the Customer Guide)

2.2.1 Post Addressing

Customers shall take into account changes to postcodes and other address information over time and ensure that new records are accurate (e.g. quarterly updates). Cleaning address data should not be a one-off activity, but an ongoing process.

The best way to ensure that customers maintain the accuracy of their address files is to link their databases to Royal Mail's Postcode Address File (PAF®) by using one of the third party products based on PAF® which are available.

PAF® contains over 27 million UK addresses, including 1.7 million business addresses and 1.7 million Postcodes, which Royal Mail constantly update to maintain its accuracy.

2.2.2 The Elements of an Address

To meet the required address standards each address includes one premise element, one thoroughfare element, one locality element and the Postcode as a minimum. Other elements may be included. If there is no thoroughfare element contained in PAF® this need not be included.

To fully explain these requirements, each element is described here:

J Bloggs	}	Premise elements
Organisation A Mailing House		
Sub-building South Wing		
Building name Bell House		
Building number B-25 Bell Complex	}	Thoroughfare elements
Dependent thoroughfare The Mews		
Thoroughfare 300 Western Road	}	Location elements
Double dependent locality Otterley		
Dependent locality Hedge End	}	Postcode element
Post town OXFORD		
Postcode OX4 5ZZ	>	

i) Premise elements

Customers must include at least one of these four elements, so that a single delivery point is defined. Customers do not have to include all the premise elements (unless the premise elements used do not sufficiently describe an address), even if they are included in PAF®.

ii) Thoroughfare elements

PAF® will give one of three possible combinations:

- No thoroughfare: no need to include anything in this part of the address.
- A thoroughfare but not a dependent thoroughfare: include the thoroughfare.
- Both a dependent thoroughfare and a thoroughfare: include the former. If space allows customers can also include the thoroughfare, though it's not compulsory.

iii) Locality Elements

Customers must include at least one locality element. They don't have to include them all, even if they are included in PAF®. The post-town shall always be printed in capital letters (upper case), for example: BIRMINGHAM on a line on its own. The rest of the address can be either in all capital letters, or in capital and non-capital letters.

iv) Postcode

The address of all mailing items must contain the full and accurate Postcode. The Postcode must be able to generate an address from PAF® which can be matched to the minimum requirements above (at least one premise element, one thoroughfare element and one locality element). The Postcode must always appear in capital letters on its own as the last line of the address. The Postcode must NOT be:

- printed on the same line as the town or county
- underlined or punctuated.

Two spaces must be included between the two parts of the Postcode. The first part (i.e. OX4) is the outward code; the second (i.e. 5ZZ) is the inward code.

2.3. Address Format

Whichever delivery option is chosen, PremierSort allows significant savings to be realised on postage costs. How much depends on the address format chosen:

Machine Readable Mail

TNT Post's advanced technology has the unique capability to machine-read a higher proportion of computer printed mail. More mail will qualify for the pre-sorted discount, depending on the readability rate of the address.

Mailings presented per collection must meet a minimum read rate of 95% to take advantage of the PremierSort pre-sorted savings. If the 95% read rate is not met, the percentage of items qualifying will be taken and the remainder will be charged at the reject rate set out in the contract agreement.

2.4. Suitable Fonts and Print Formats

Comprehensive testing has been completed by our machine supplier to provide a list of recommended fonts, which are available to customers. See Appendix A for the recommended fonts to be used.

In order for maximum read rates to be achieved, only certain fonts can be used and the print quality must be of a high standard. For example, using typefaces that are more unevenly spaced than others (or printing labels on a dot matrix printer or on a printer where the ink is running low) may cause the item to be rejected by our sortation machines, which means having to resort to manual sortation— that can cause delay and affect the rate charged.

2.5. Item Dimensions & Weight

PremierSort Letters

	Minimum	Maximum
Length – mm	140	240
Height – mm	90	165
Thickness – mm	0.25	5
Weight – g	2	100*

PremierSort Light Large Letters

	Minimum	Maximum
Length – mm	140	330
Height – mm	90	240
Thickness – mm	1	4
Weight – g	2	100

PremierSort Heavy Large Letters

	Minimum	Maximum
Length – mm	140	353
Height – mm	90	250
Thickness – mm	>4	25
Weight – g	101	750

PremierSort Packets

	Minimum	Maximum
Length – mm	140	381
Height – mm	90	305
Thickness – mm	0.5	50
Weight – g	0.5	1000

Note: The dimensions above have been determined by combining the Royal Mail specifications and the TNT Post sortation machine specifications.

3.0 Indicia for PremierSort

TNT Post's sortation machine can accept both pre-printed envelopes with the mail indicia or blank envelopes, which will be printed the same time the mail is sorted through the sortation machine. Please note that a combination of pre-printed indicia and blank envelopes cannot be accepted and the Customer must indicate whether they will be providing blank or pre-printed indicia envelopes prior to utilizing the PremierSort service.

Mailing items will only be accepted at TNT Post DSA Centres if they bear an Indicia approved by TNT Post. The Indicia cannot be used to access retail end-to end services nor for any other purpose than as set out in the Agreement and this User Guide.

For Heavy Large Letters and Packets customers must either print both the Indicia and Return Address or leave both blank i.e. customers can't print the indicia and leave the Return Address blank and vice versa.

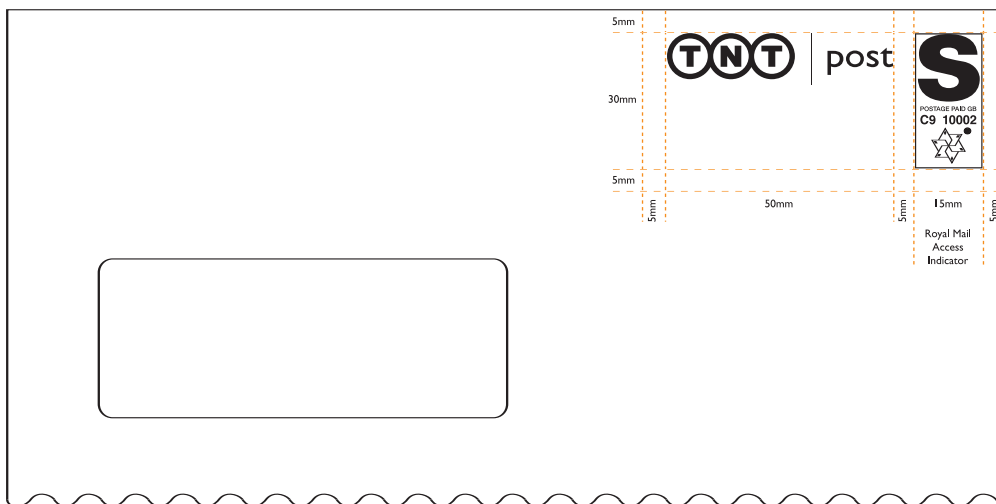
3.1. Pre-printed Indicia for PremierSort

All Mailing Items must carry a TNT Post approved Indicia. The Indicia comprises:

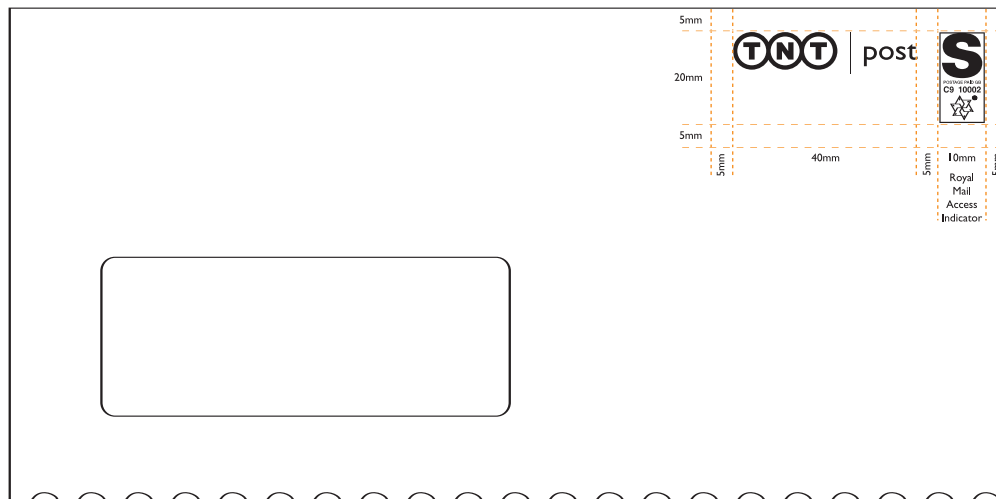
- TNT Post's Access Indicator which clearly identifies:
- The Contract holder's legal entity name
- A registered design of the Contract holder
- A trade mark design of the Contract holder
- The Royal Mail Access Indicator, an example of which is set out below. The Royal Mail Access Indicator must not be used on any mailing items except in accordance with the Agreement and comprises:
 - A service indicator ('S'),
 - The words 'Postage Paid'
 - The unique Licence Number – which will be provided once a Credit Account has been set up.
 - The letters 'GB'
 - Royal Mail's Letter fan device (a registered trademark)

An example of the Indicia template to be used can be found within this document

Indicia Positioning Template for the Large Design



Indicia Positioning Template for the Small Design









The top and right hand edge of the indicia zone (as set out in the above Indicia Template) should be aligned exactly to the top and right hand edges of the envelope. The Indicia must be printed within the Indicia zone (70mm across by 30mm deep with a 5mm clear zone).

The TNT Post unique licence number will be incorporated within the Royal Mail Access Indicator for use by the Customer. Mailings will not be accepted unless all mailing items show the licence number, which matches the account to which the mailing will be charged.

Mailing items carrying any other Royal Mail indicia (For example Mailsort 1/2/3 or Presstream) or the access indicia of another carrier or Royal Mail customer shall not be posted under the Agreement.

3.2 Indicia Size

There are 2 specified sizes for the TNT Post Indicia and three types of designs the customer can choose from when pre-printing the indicia onto a mail item.

<p style="text-align: center;">Large</p> <p style="text-align: center;">PPI ('S') = 30mm tall & 15mm wide</p>	<p style="text-align: center;">Small</p> <p style="text-align: center;">PPI ('S') = 20mm tall & 10mm wide</p>
<div style="text-align: center;">  <p style="text-align: center;">Total length: 70mm</p> </div>	<div style="text-align: center;">  <p style="text-align: center;">Total length: 56mm</p> </div>
<div style="text-align: center;">  <p style="text-align: center;">Total length: 70mm</p> </div>	<div style="text-align: center;">  <p style="text-align: center;">Total length: 48.7mm</p> </div>
<div style="text-align: center;">  <p style="text-align: center;">Total length: 70mm</p> </div>	<div style="text-align: center;">  <p style="text-align: center;">Total length: 49mm</p> </div>

The TNT Post indicia ideally should be printed in black on white or light coloured paper. Other coloured indicia's are possible, as long as they are in contrast by at least 50% in tone with the envelopes. This should always be checked with TNT Post prior to printing.


Note: The indicia must always be the darker in colour printed against a lighter background. Where an all over colour is used on an envelope, it is best to frame the whole indicia area in a rectangle and leave a 2mm white (or light) border around it.

Any variation in size or colour from the specification above will need to be checked through the TNT Post before use.

3.3 Return Addresses and Undeliverable Mail

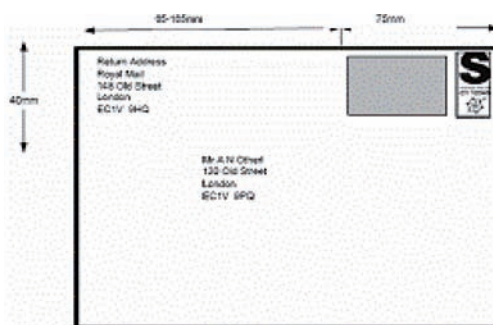
The customer shall ensure that every mailing item is clearly marked on the reverse with a UK Return Address. The below diagram shows the recommended format and positioning of the Return Address for all mailing items. This should be preceded with the words 'Return Address'.

Recommended format and positioning of a return address on the back of an envelope



The recommended position for a return address is on the reverse of the mailing item, in order to minimise confusion with the delivery address. Where it is not possible to print the return address on the back, it can be printed on the front (see below diagram).

Recommended format and positioning of a return address on the front of an envelope



Any undeliverable mailing item will be returned to the UK return address, provided on the mailing item.

The format should consist of:


- PO BOX Number (fixed element of the address)
- The Customer Reference Number (variable element of the address. Each customer has one or more unique four digit identification numbers ascribed to them e.g. one number may denote marketing postings; one may denote transactional postings)
- The Customer's name (fixed element of the address)
- Post Town (fixed element of the address)
- PO Box postcode (fixed element of the address)

Any alterations with this format should be clarified with your TNT Post Account Manager.

4.0 Mail Presentation

Mail must be presented in mail trays which will be provided by TNT Post. Mail must be placed in the trays un-banded, all facing in the same direction and the correct way up. Trays should not be over filled as it makes handling difficult and can cause sticking envelopes.

In the case of Letters the mail should be placed with the address the right way up and sitting upright.



In the case of Light Large Letters and Heavy Large Letters the mail should be placed flat down with the address facing down.

Where possible Packets should also be placed in trays where dimensions permit.

If the dimensions are too large for a tray or if the Packet mailing is of a high volume, then please speak to your TNT Post Account Manager regarding the use of magnums.

4.1 Mailing Items

The Customer must ensure where possible that mailing items of a similar weight, shape or size are securely placed in TNT Post trays. The number of mailing items in each tray will depend on the nature of the mailing items. This will normally be determined by their size and thickness.

Mailings that are presented must be separated according to format and service:

- 3 day service
- 2 day service
- Letter
- Light Large Letter
- Heavy Large Letter
- Packet
- If you require part of your mailing to be sprayed with an indicia or return address by our sortation machine.

4.2 Mail Sequence

PremierSort mail should be presented in a geographically random order. This maximizes throughput of the process and minimises risk of delay.

The easiest way to make sure the mail is in random order is to stack the 'print file' by surname in alphabetical order.

4.3 Flexibility

Please note that this is only applicable to Letters and Light Large Letters.

Items must be flexible enough to bend into an 'S' along their longest edge.

The "S" Test is intended to indicate when a mail piece is too stiff to be safely handled by the automation equipment without it being damaged by the equipment or it damaging the equipment.

4.4 Non Machineable Items

Format	Non Machineable Items
Letters	Polywrap, plastic or window envelopes without plastic film; enclosed inflexible objects such as coins, pens and keys; >5mm thick per item; heavier than 100g
Light Large Letters	Polywrap, plastic or window envelopes without plastic film; enclosed inflexible objects such as coins, pens and keys; >5mm thick per item; heavier than 100g
Heavy Large Letters	Loosely wrapped polywrapped items e.g. polywrapped items must be completely filled to the edge; polywrapped items with the address label inside the polywrap; items that do not have a flat surface area
Packets	As per description for Heavy Large Letters but in the case of packets no cylindrical packets are permissible – only rectangular or square packets are machineable

NB: Do not use metal inserts (e.g. foil or aluminium), as any detection of metal will not allow any of the above formats to be machine sorted.

4.5 Sealing

Each item must be well sealed, taking care to avoid the use of too much gum or excess water which could result in envelopes sticking together.

- Metal clips or staples must not be used.
- The items must be sealed on all sides.
- Packets must be well packaged and securely closed on all edges

4.6 Using window envelopes

If the address is to be read through a window, please follow these requirements:

- The window position must be at least 15mm from the left hand edge of the envelope, and at least 18mm from its bottom edge
- The maximum gloss value of the window material should be 150 when measured at 60° in accordance with ASTM 2457 Standard test method for specular gloss of plastic films
- The window haze should not exceed 75% in accordance with ASTM D1003 Standard test method for haze of plastic films
- The item inside the envelope must fit securely, and not move around. The address must always be fully visible.

The window should not infringe any of the clear zones on the mail piece. See Appendix B for the optimum mail templates for each format.

4.7 Address

- All lines of the address must be justified left
- The extremities of the address block must be at least 5mm away from the edge of the label or window
- Excessively skewed addresses cannot be read. The TNT Post sortation machine can only tolerate a maximum skew of plus or minus five degrees from the horizontal
- Punctuation must be avoided (for example, don't put commas or full stops at the end of lines)

4.8 Address Block

The address block is defined as an imaginary box, which surrounds the address (including the addressee's name). There must be a 5mm clear zone around this block. See Appendix B for the optimum mail template for each format.

If you want to print a reference number or code near the address, then this must be printed either:

1. Within the address block as the top line of the address (and left justified to form part of the address):

or

2. Outside the 5mm clear zone

4.9 Address Label

If an address label is used, it can be within an address window or applied directly onto the mail item.

4.10 Clear Zones

You should leave the following areas clear of any markings. These areas are called 'clear zones', and are used by TNT Post or Royal Mail machines to print and read codes on mail items and locate the address. The address must not encroach any of these clear zones:

4.10.1 Mandatory Clear Zones for Letter and Light Large Letter:

- 5mm around the address
- 18mm from the bottom edge and 115mm from the right edge
- A zone of 15mm from the right hand edge and 70mm from the bottom edge
- A zone of 115mm from the right hand edge and 10mm high with the zone's top edge starting from 70mm from the bottom edge of the item

Additionally no part of the address should fall within 40mm of the top of the mail piece.

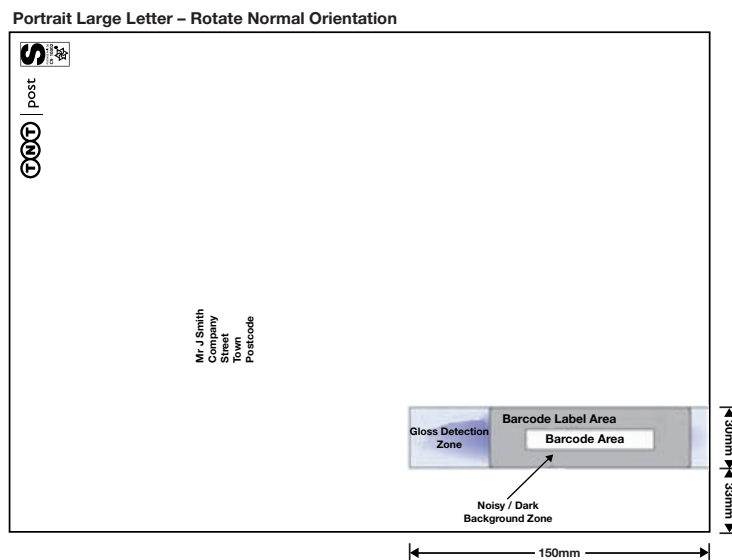
4.10.2 Mandatory Clear Zones for Heavy Large Letter and Packets:

- 5mm around the address
- 5mm clear zones around the indicia if TNT Post will be pre-printed by you (see section 3.1 for more information)
- For mail items that do NOT have a pre-printed TNT Post Indicia and return address, an area of 115mm x 55mm on the top right hand corner must be left clear of any markings for TNT Post machines to apply a TNT Post indicia and Return Address.

4.10.3 Suggested Clear Zones for Light Large Letters and Heavy Large Letters

Royal Mail may require spraying or applying a barcode on some or all of the Large Letters that we hand over to them. Therefore to minimize the negative visual impact this could have on the creative mail piece, the following clear zones should be met:

- Starting 33mm from the left edge and stretching a total of 30mm wide
- Starting from the bottom left and stretching upwards for a total of 150mm



4.11 Paper Colour

If items are to be delivered in envelopes, the most suitable colours for envelopes are white, cream or buff. Other colours are possible, so long as they are light or pastel shades which contrast by at least 50% in tone with the address. Please do not use red or dark coloured envelopes, as it makes it difficult for our machines to read the address or codes.

4.12 Printing

The address must be darker than the paper. For example don't print the address in white ink on dark paper. Please do not use red or dark colour ink for printing logos, designs or text behind the address, as our machines cannot read against it.

5.0 Consumables

TNT Post will supply the relevant equipment required to TNT Post customers which will only be used for the final transportation of mail to TNT Post centres. TNT Post will base the initial tray and container allocation based on the forecast figures provided by the customer. TNT Post Customer Services will schedule a replenishment of TNT Post trays and magnums based on the weekly forecast provided by the customer.

Re-ordering equipment

Please contact TNT Post Customer Services on 01628 816768 referring to the notice period for trays and magnums below. Requests for delivery of consumables the next day must be received by no later than 15.00 hours.

5.1 Trays and Magnums

TNT Post will supply the customer with TNT Post trays and lids for the sole use of conveying TNT Post specific mailings from the customer nominated site to the TNT Post Sorting Centre.

TNT Post trays must not be used for moving mailing items between either the customer's sites or agent's sites without prior agreement with TNT Post Customer Services.

The customer will provide TNT Post Customer Services with notice of their requirements and TNT Post will endeavor to provide the customer's required amounts within the notice period.

Magnum Quantity	Tray Quantity	Lead Time Required
0- 50	0-200	24 hrs notice
51-100	201-400	48 hrs notice
100+	400+	72hrs notice

TNT Post will supply the customer with TNT Post trays and magnums for the sole use of conveying TNT Post specific mailings from the customer nominated site to the TNT Post Sorting Centre.

TNT Post trays and magnums must not be used for moving mailing items between either the customer's sites or agent's sites without prior agreement with TNT Post Customer Services.

5.2 E-Dockets and Collection Receipts

E-dockets

This tool has been designed to be easily accessible via the TNT Post website. The tool allows you to declare your daily mail volumes for each of TNT Post’s Unsorted services: PremierSort, PremierSort Flex and AllSort. It also allows you to create a unique tray card, which should accompany every mailing.

TNT Post will provide the customer with a login at the initial customer implementation. If you are an existing customer please contact your TNT Post Account Manager for your login details.

Please refer to the E-docket Customer Guide for more information.

Collection Receipts

If customers cannot use the TNT Post E-docket tool, then we will provide the collection books at the initial customer implementation.

The customer is required to complete the collection receipt with the specific number and type of mailings, number of trays/yorks/magnums/items from the customer nominated site to the TNT Post Sorting Centre.

Four signed copies of the collection receipt are required by the customer. This will be checked, timed and dated by the TNT Post collection driver and an employee of the customer after the TNT Post vehicle is loaded. Three copies will be retained by TNT Post and the other by the customer as a receipt of collection.

The handover of mailing items and the signing of the collection receipt does not constitute acceptance of the mailing items by TNT Post. Acceptance of a mailing by TNT Post only occurs after TNT Post Goods In and QMC mail verification checks have taken place and all, if any, issues have been resolved. A mailing will only then be deemed to have been accepted by TNT Post and subsequently the Royal Mail within.


Example of a collection receipt:

Collection receipt

Customer Services **01628 816768**

1. Collection Details	2. PremierSort <input type="checkbox"/> PremierSort Flex <input type="checkbox"/>	3. AllSort <input type="checkbox"/>
Customer name	SERVICE	QUANTITY
Date	ITEMS	Magnums Yorks Bags Trays
Customer ID	TRAYS	AllSort
Collection address	MAGNUMS	QUANTITY BY SERVICE
	PremierSort Letter – 2 day	Letter Large Letter Packet Parcel
	PremierSort Letter – 3 day	AllSort National
	PremierSort Light large letter – 2 day	QUANTITY BY SERVICE
	PremierSort Light large letter – 3 day	International
Vehicle number	PremierSort Heavy large letter – 3 day	BFPO
Arrival time	PremierSort Packet – 3 day	TNT POST USE ONLY
Departure time	PremierSort Flex Letter – 2/3 day	Goods in name
Driver name	PremierSort Flex Large letter – 2/3 day	Goods in signature
Signature		
Customer name		
Signature		

N



White Copy: TNT Post Operations, Yellow Copy: TNT Post Accounts, Green Copy: Transport, Pink Copy: Customer

6.0 Forecasting

The customer must provide TNT Post Customer Services with a daily rolling forecast of their mailing intentions. The forecast will include anticipated volume of mailing items and must provide details of the format of mailing items expected to be handed over on each of the next 7 working days.

7.0 Collections

7.1 Collection Times

Standard collection times will be set up prior to the customer's first collection and will be regarded as fixed from this point. These collection times are flexible however, if mutually agreeable to both the customer and TNT Post Customer Services. For additional adhoc collections, a minimum 24 hour notice period is required prior to 3pm on the working day (Monday-Friday) before collection.

7.2 Collection Time Change Process

The aim of this process is to ensure that requests for new or changes to existing collection times are managed in a controlled way. TNT Post Client Services will coordinate requests and notification of changes to collection times.

Any requests for changes to collection times must be made by e-mail to TNT Post Client Services and may require at least 14 Working Days for change requests to be processed. TNT Post Client Services will confirm by e-mail, subject to capacity and capability, whether the change of collection time is acceptable. Whilst TNT Post will endeavor to meet the Customer's requirements, this may not be possible in every instance. The final decision regarding the allocation of collection times rests with TNT Post.

To cancel a collection, the customer must notify TNT Post Client Services by email before Midday on the day the collection is due. In the event of a customer not cancelling a collection, the wasted costs will be passed on to the customer using the applicable rates for flexible collection bookings.

7.3 Customer Health and Safety Procedures

TNT Post will require all drivers to wear safety shoes and high visibility jackets whilst on customer premises and comply with all customer site traffic rules. All drivers should only have access to the areas of the customer premises directly related to the handover of mailing items unless previously agreed with TNT Post.

7.4 Unloading and Handover at Customer Premises

- Each separate mailing must be unloaded into separate containers which will facilitate the revenue protection checks against each mailing.
- Where the Customer has been provided with TNT Post Containers, the Customer site is responsible for loading and unloading the containers when and where directed by the TNT Post driver.
- All mailings handed over to a TNT Post driver must be accompanied by Collection Receipt. At handover, the TNT Post employee will sign, time and date both copies of the Collection receipt. TNT Post and the Customer's driver will, each, retain one copy of the Collection Receipt.

7.5 Contingency

In the event of a Customer premises being inaccessible for any reason, the Customer must notify TNT Post of any alternative arrangements and any subsequent change to normal practice at the earliest opportunity.

8.0 Procedures for Handling Non-compliant Postings

TNT Post reserves the right to sample mailings and postings received from the Customer to ensure compliance with the Agreement. Failure to meet required standards will result in TNT Post taking action in accordance with the Procedures for Handling Non-compliant Mailings/Postings.

- If after Revenue Protection checks TNT Post has identified that mailings fail to comply with the Agreement, TNT Post shall notify the Customer, by telephone and electronically, and offer a reasonable opportunity to inspect the mail as soon as is reasonably practicable after identifying the error but no later than within 24 hours after notification. If following the Customer's inspection (or the expiry of the 24 hour period) TNT Post remains satisfied that there has been an error, TNT Post may proceed to implement the procedures within this section.
- The following table details the actions TNT Post may take in the event of non-compliance. In this table, 'Relevant Segment of the Posting' means that part of the mailing which relates to an individual mailing in relation to which the non-compliance has been identified.

8.1 Collections

Issue	Resultant and corrective actions where applicable
Mail unavailable at collection	<ul style="list-style-type: none">• If a pre-notified mailing is not available for collection on the nominated day despite the pre-notification that mailing will be considered void and will be logged by TNT Post Customer Services. A wasted costs charge will apply, unless the posting is cancelled by Midday on the day the collection is due.
Delay of collection	<ul style="list-style-type: none">• If the Customer is unable to meet the agreed collection time, and TNT Post are not contacted to agree the delay of the collection, TNT Post may not accept the handover of the mailing

8.2 Consumables

Issue	Resultant and corrective actions where applicable
Late Consumable request notification	<ul style="list-style-type: none"> If a request for consumables is received after the 15.00 hrs deadline and there isn't a suitable vehicle to perform the delivery, then the agreed flexible consumable delivery will apply. Alternatively the customer can choose to receive the consumables on the next available delivery vehicle. To agree to either, TNT Post Customer Services will require written confirmation from the customer.

8.3 Addressing Standards

Issue	Resultant and corrective actions where applicable
Mailing items that fail to meet the addressing standards as specified in Section 2.2 of the Customer Guide	<ul style="list-style-type: none"> If the amount of reject mail is > 5% of the total mailing, then the items will be manually sorted if TNT Post agree it is operationally feasible to process. In this case the customer will be charged at the defined tariff rate for the rejected mail as set out in the contract agreement and the mail will be processed one day later. If the amount of reject mail is less than 5% of the total mailing, then TNT Post will agree to sort the rejected mail manually at no extra charge.

8.4 Post Presentation

Issue	Resultant and corrective actions where applicable
The customer hands over mailing items in poor condition	<ul style="list-style-type: none"> TNT Post staff will visually check the condition of the trays of mailing items upon handover. Any mailing/posting or relevant segment of the mailing obviously damaged or in a generally poor condition will not be accepted by TNT Post. Any mailing items that TNT Post employees subsequently discover (prior to acceptance) to be damaged or in generally poor condition will not be processed. TNT Post will contact the customer's nominated contact and the customer may collect the mailing items.
The customer hands over mailing items that are stuck together	<ul style="list-style-type: none"> If mailing items within a mailing or relevant segment of the mailing are stuck together then the mailing or relevant segment of the mailing will not be processed and TNT Post will contact the Customer. Where TNT Post agrees that is practicable to separate the mailing items, TNT Post will do so. If, in the opinion of TNT Post, the mailing items cannot be separated without damaging the mailing items then the Customer must collect the mailing items.

Appendix A: Recommended Machine-readable Fonts

Issue	Size
Arial	10pt
Capelli-Plain	10pt
Century-WP	10pt
Classic Typewriter-Plain	10pt
Corporate Mono-Plain	10pt
Courier	10pt
	12pt
Courier New (TT)	10pt
	12pt
Draft Plate-Plain	10pt
Dutch SWA	10pt
Helvetica	10pt
Letter Gothic Plain	10pt
	12pt
Microscan-A	10pt
Microscan-B	10pt
	12pt
New Century Schoolbook	10pt
Palatino	10pt
Pica Plain	10pt
	12pt
Prestige Plain	10pt
	12pt
Souviene-Plain	10pt
Swiss SWA	10pt
Times Roman	10pt
Weissach-Plain	10pt

Things to avoid

The following are typical problems, which can prevent your mail from being rejected by our sortation machine:

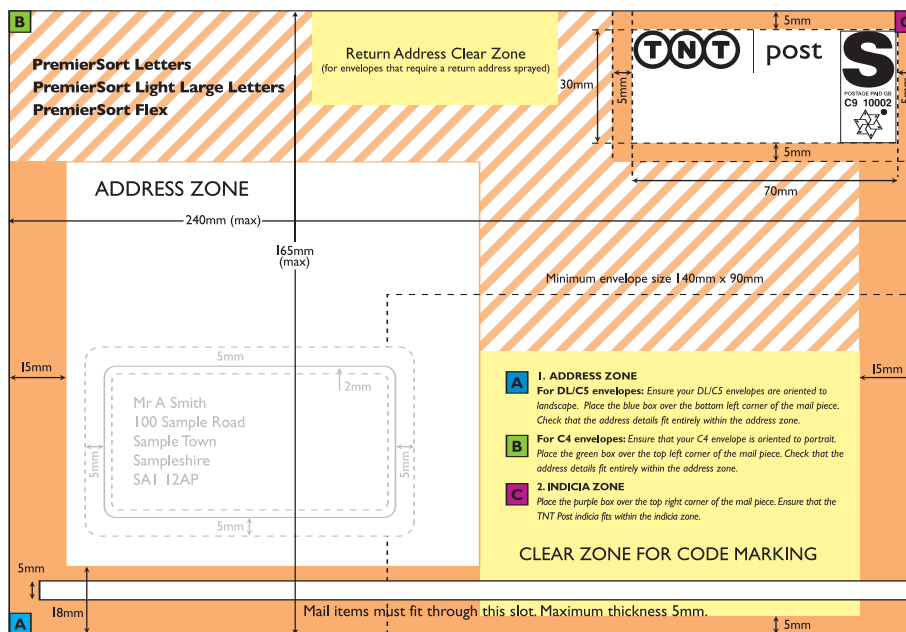
- Characters with incorrect proportions e.g. Stretched or condensed typefaces. Overlarge or small characters
- Quality of characters – which are poorly printed or defined, either because they have been printed by low quality printers or low resolution dot matrix printers, or because the printer needs maintenance (worn ribbon, low on toner etc.)

Note that 10 point fonts read consistently better than 12 point fonts. A 12 point in one font may be smaller or larger than a 12 point in another font.

Appendix B: Envelope Specification


PremierSort Letters and Light Large Letters

- The address must appear in the address zone, but must be at least 15mm from any edge and 15mm away from logo/design
- Leave a clear zone 18mm from the bottom edge and 115mm from the right edge
- Leave a clear zone 115mm from the right edge and 5mm high with its top edge 70mm from the bottom edge
- The yellow clear zones must be kept clear for code making and for a return address to be sprayed by TNT Post (if required)



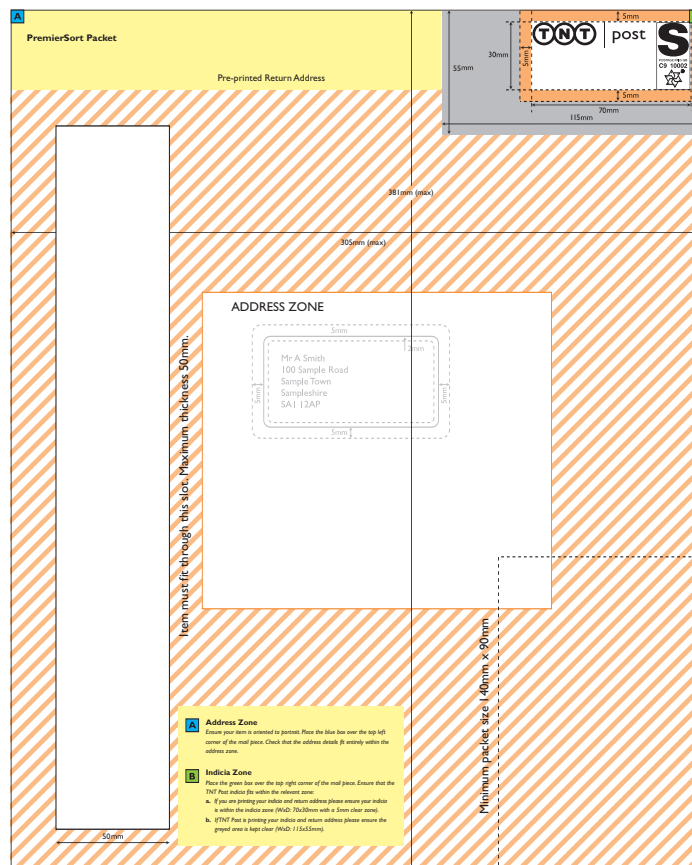
Mail piece guide shown 50% actual size

Heavy Large Letters



Mail piece guide shown 30% actual size

Packets




Mail piece guide shown 30% actual size

Positioning the address

For letters the address should appear on its long edge



For Light Large Letters, Heavy Large Letters
and Packets the address should appear on its short edge



Version I2 December 2009

TNT Post UK Ltd
1 Globeside Business Park
Fieldhouse Lane
Marlow
Buckinghamshire
SL7 1HY
T 01628 816 768
F 01628 816 881
E customerservices@tntpost.co.uk
www.tntpost.co.uk

